

Livestock Show

Livestock E-Record Policy

1. All livestock, poultry and rabbit records must achieve a score of 70% or more to be eligible to show in that project or projects in the following year's Pueblo County Fair.
2. Your 2020 E-record score will be used for eligibility to show in the 2021 Pueblo County Fair. If a youth did not drop a project by the project add/drop date of March 1, 2020, the youth is still required to complete a record book to avoid a score of 0% to be eligible to enroll the following year in that project area. For the 2020 4-H year, if you are unable to complete based on circumstances surrounding the COVID-19 virus penalties regarding project eligibility may be waived. For additional information regarding this please reach out to Jennifer Johnston the 4-H agent.
3. Anyone with a learning disability should provide us with a letter from their school Special Education Teacher and special arrangements may be made to grade the e-record.
4. After the 2020 Virtual Pueblo County Fair all livestock leaders need to provide scores for all livestock books to the CSU Extension office and then bring in the books nominated for best record (one for each age group—Junior, Intermediate, Senior). **These scores and record books will be due in the CSUE office on September 14, 2020 by 5:00 p.m.**

Livestock Test Policy

All livestock tests will be cancelled for 2020 due to having a virtual fair.

Showmanship Classes

There will be no showmanship classes for all large animal species (beef, swine, sheep, goat) at the 2020 Virtual Pueblo County Fair.

Livestock Sale Policy

Refer to the 2020 Virtual Pueblo County Showcase Sale rules which override any and all sale rules in the livestock rules. Rabbit and poultry animals will not be sold for custom processing in the virtual livestock sale.

Livestock Weigh-In Dates

1. The large livestock species will be weighed in one location. The weigh-in will also include tagging of the animals for 2020 Virtual County Fair. Social distancing rules will be applied in these situations and only groups of 10 people or less will be allowed at a time.
2. The swine, sheep, goat and beef animals will be weighed in on Saturday, July 11, 2020 at the Colorado State Fair. The sheep and swine barn will host the swine weigh-in at 6 a.m., sheep and goats will be directly after that. Beef animals will be weighed in at the Livestock Pavilion at 8 a.m. Appointments will be announced by the Fairboard for the respective species. Weights will be collected at that time and sorted by Extension staff. Once that data has been sorted it will be given to the respective livestock superintendent so they can break the animals out into various classes.
3. For poultry animals weigh in will be July 14, 2020 from 5 p.m. – 8 p.m. at Superintendent Joslyn Rafferty's home address. Ensure that you make an appointment with her to weigh-in your bird.
4. For rabbits, the first weigh-in will take place June 26, 2020. This is also when any rabbits that still need a tattoo will need to be brought and tattooed. This weigh-in will happen at the house of Jeremy Storm and will be supervised by Superintendent Jessica Storm. This will be by appointment only.
5. The second weigh-in for market rabbits only will be on July 16, 2020 at the same location as the first weigh-in.

Livestock Demo Pattern Videos

Superintendents are creating livestock demo pattern videos for all of the large livestock species and will be emailed out to members.

Livestock Show

Livestock Video Submission Deadlines

1. All large market, breeding and dairy livestock videos will be required to be submitted to the Drop Box account starting July 6 -July 9, 2020.
2. Video submissions will be close on July 9, 2020 at 5:00 p.m.
3. Results of the show will be available July 20, 2020.
4. For the poultry shows the videos and pictures will be required to be submitted to the Drop Box account on July 16, 2020 until midnight.
5. Results for the poultry show will be available on July 20, 2020.
6. Breeding rabbit pictures and showmanship videos will be required to be submitted to the Drop Box account July 6 – July 8, 2020 until midnight. Market pictures will need to be submitted to the Drop Box account on July 17, 2020 until midnight.
7. Show results will be available July 20, 2020.

Livestock Video Submission Rules

1. All livestock videos will be submitted to the Pueblo County Fair Drop Box account. Instructions will be provided.
 - A. Submissions must follow this naming convention: LastnameFirstnameSpecies4honlinetag. Exhibitor is responsible for verifying tag number that is in 4-H online (market swine, sheep and market goat) or Fair Entry (breeding, dairy, poultry, rabbit) depending on your respective species. Market beef tag number will be the one you received at the March weigh in. Breeding beef can use either the name of the animal or the tag entered into Fair Entry. Breeding goats can use the name of the animal that was entered into 4-H online. Rabbit entries will use the tattoo number that was put into Fair Entry. Dairy goats will use the following naming convention: LastNameFirstNameAnimalName. Poultry entries will use the following naming convention: LastnameFirstnameSpeciesLegBand.

(Example: HayesBethSheepWY02398 or HayesBethSwineR1-22)
 - B. Exhibitors are responsible for changing their file names prior to submission to the Drop Box account.
 - C. Exhibitor is responsible for logging into 4-H online and checking the tag number.
 - D. In the event there is a duplicate tag number you will need to identify the animal in another fashion for administration purposes.
2. All videos must be taken in a horizontal or landscape viewing mode (see image below for visual assistance)
3. Do not display banners or any other affiliation material in the background of the videos
4. Only one animal per video. If you are showing multiple animals, you will need to take individual videos of every animal you intend to show.
5. Any show animal in the video needs to be cleaned and show fitted.
6. Please refer to the specific species video formats for the length of the videos and patterns. Any videos that are over the specific length of time will be disqualified.

Livestock Show

7. All attire must adhere to the current 4-H dress code that is related to showing animals.
8. Unless specified in the species specific pattern, do not zoom in or out on the video, you want to focus the video on the animal in a steady horizontal viewing mode. See the specific species patterns below.
9. When bracing the sheep or goat animals you cannot lift the animal completely off the ground. If the animal is lifted completely off the ground, it will be at the judge's discretion for any possible penalties.

(Horizontal or Landscape Viewing Mode)

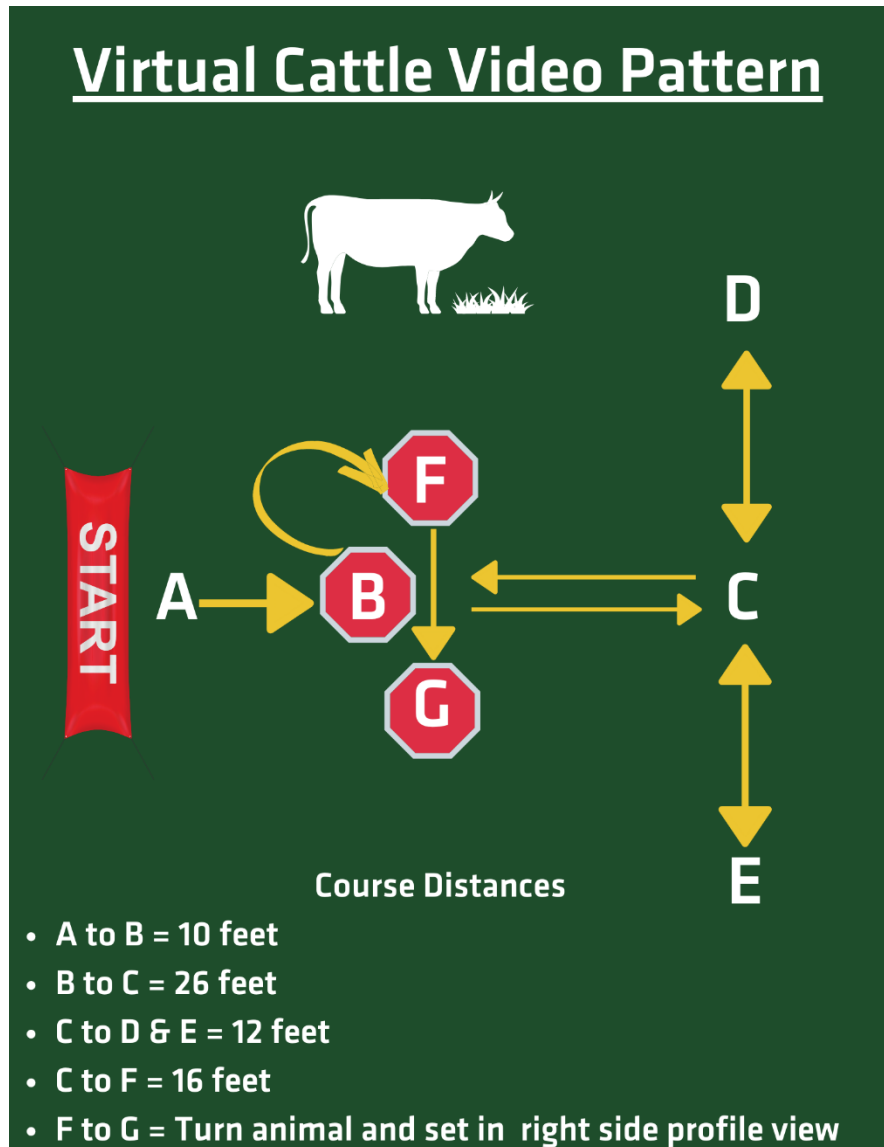


Cattle Video Submissions

1. Exhibitors will move in a capital T pattern of movement that will show all sides of the animal. See pattern image below.
2. Videos should not exceed 2 minutes in length and will start off with an introduction of the exhibitor. The introduction will include the name of the exhibitor and the tag that was entered for this animal in the file name.
3. The videographer should be seated or kneeling at the start line. Maintain a wide camera view during the entire video
4. Start the video and announce the exhibitor's name and the animal tag number for identification purposes. See rule #2.
5. Walk the animal from point A to point B, stop, set the animal up and hold for about 10 seconds.
6. Walk from point B to point C, turning to walk to point D. With cattle it is easier to walk past point D and turn. From point D walk to point E. Again if it is easier with your cattle then walk past the point and turn. Return to point C.
7. At point C walk towards the camera stopping at point F, set your animal so that the left side of the animal is being viewed, hold for 10 seconds.
8. From point F, turn animal to face point G, set animal up and hold for 10 seconds allowing for a side view of the right side.
9. This pattern is designed to ensure the judge has an unobstructed view of your animal. The turns do not have to be perfect. Follow as best as you can and set your animal where it is specified in the pattern.

10. Treat the camera like the judge meaning you always want to try and provide an unobstructed view for the camera of the animal.

Cattle Video Show Pattern

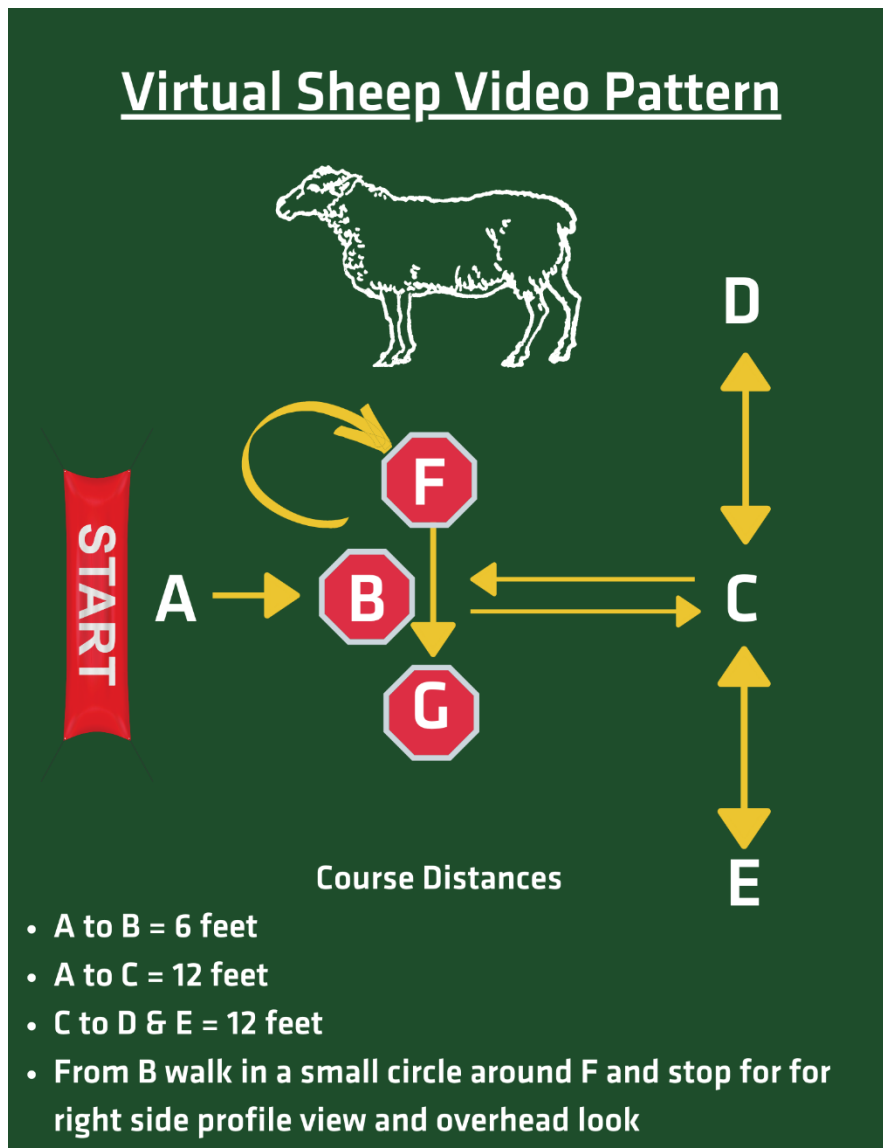


Livestock Show

Sheep Video Submissions

1. Exhibitors will move in a capital T pattern of movement that will show all sides of the animal. See pattern image below.
2. Videos should not exceed 2 minutes in length and will start off with an introduction of the exhibitor. The introduction will include the name of the exhibitor and the tag that was entered for this animal in the file name.
3. The videographer should be seated or kneeling at the start line. Maintain a wide camera view during the entire video
4. Start the video and announce the exhibitor's name and the animal name identification purposes.
5. Walk the animal from point A to point B, stop, set the animal up and hold for about 10 seconds. You will want to brace the sheep during this 10 second stop.
6. Walk from point B to point C, turning to walk to point D. From point D walk to point E. Return to point C.
7. At point C walk towards the camera stopping at point B, set your animal facing the camera, hold for 10 seconds. You will want to brace the sheep here to provide a bracing front view.
8. From Point B, turn and walk to point F. Stop and let the animal be viewed from the left side.
9. From point F walk the animal to point G and then turn the animal to show the right side of the sheep.
10. At Point G with the right side of the animal being shown to the camera, set the animal up and hold for 10 seconds allowing for a profile view of the right side. Here again is where you need to brace the sheep for this 10 second stop.
11. Once the 10 second brace at point G is completed the videographer will want to move from the starting position and video the animal from an overhead viewing. This will allow the animal to be viewed on width and the shape of their shoulders, the animals' loin and ribcage.
12. This pattern is designed to ensure the judge has an unobstructed view of your animal. The turns do not have to be perfect. Follow as best as you can and set your animal where it is specified in the pattern.
13. Treat the camera like the judge meaning you always want to try and provide an unobstructed view for the camera of the animal.

Sheep Video Show Pattern

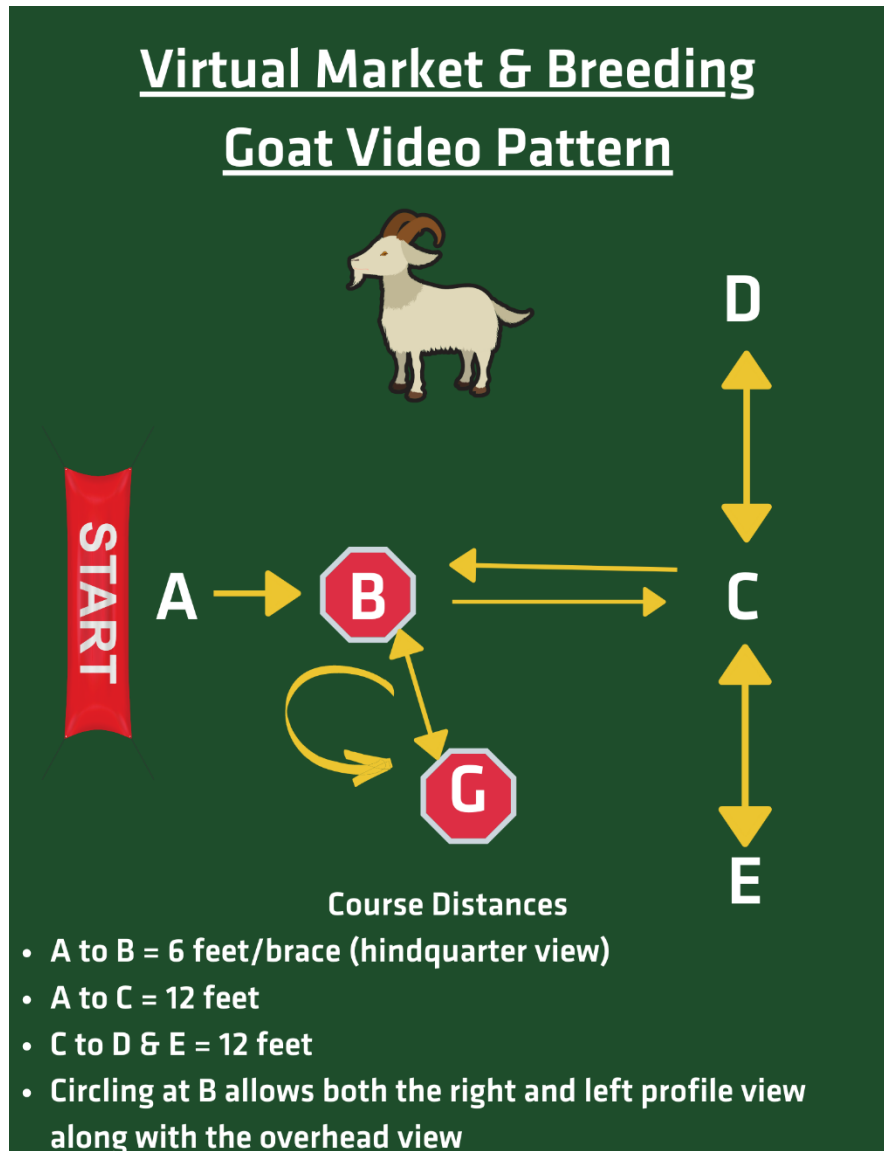


Livestock Show

Market & Breeding Goat Video Submissions

1. Exhibitors will move in a capital T pattern of movement that will show all sides of the animal. See pattern image below.
2. Videos should not exceed 2 minutes in length and will start off with an introduction of the exhibitor. The introduction will include the name of the exhibitor and the tag that was entered for this animal in the file name.
3. The videographer should be seated or kneeling at the start line. Maintain a wide camera view during the entire video.
4. Walk the animal from point A to point B, stop, set the animal up and hold for about 10 seconds. You will want to brace the goat during this 10 second stop.
5. Walk from point B to point C, turning to walk to point D. From point D walk to point E. Return to point C.
6. At point C walk towards the camera stopping at point F, set your animal facing the camera, hold for 10 seconds.
7. From point F, turn animal (this will show the left side of the animal) to face point G, set animal up and hold for 10 seconds allowing for a left side view.
8. From point G, turn animal (this will show the right side of the animal) around to face point F. Set up and hold for 10 seconds in a brace allowing for a right side view. Once the 10 seconds passes then the videographer will move up to video the top of the goat.
9. At this time the videographer will want to move from the starting position and video the animal from an overhead viewing. This will allow the animal to be viewed on width and the shape of their shoulders, the animals' loin and ribcage.
10. This pattern is designed to ensure the judge has an unobstructed view of your animal. The turns do not have to be perfect. Follow as best as you can and set your animal where it is specified in the pattern.
11. Treat the camera like the judge meaning you always want to try and provide an unobstructed view for the camera of the animal.

Market & Breeding Goat Show Pattern

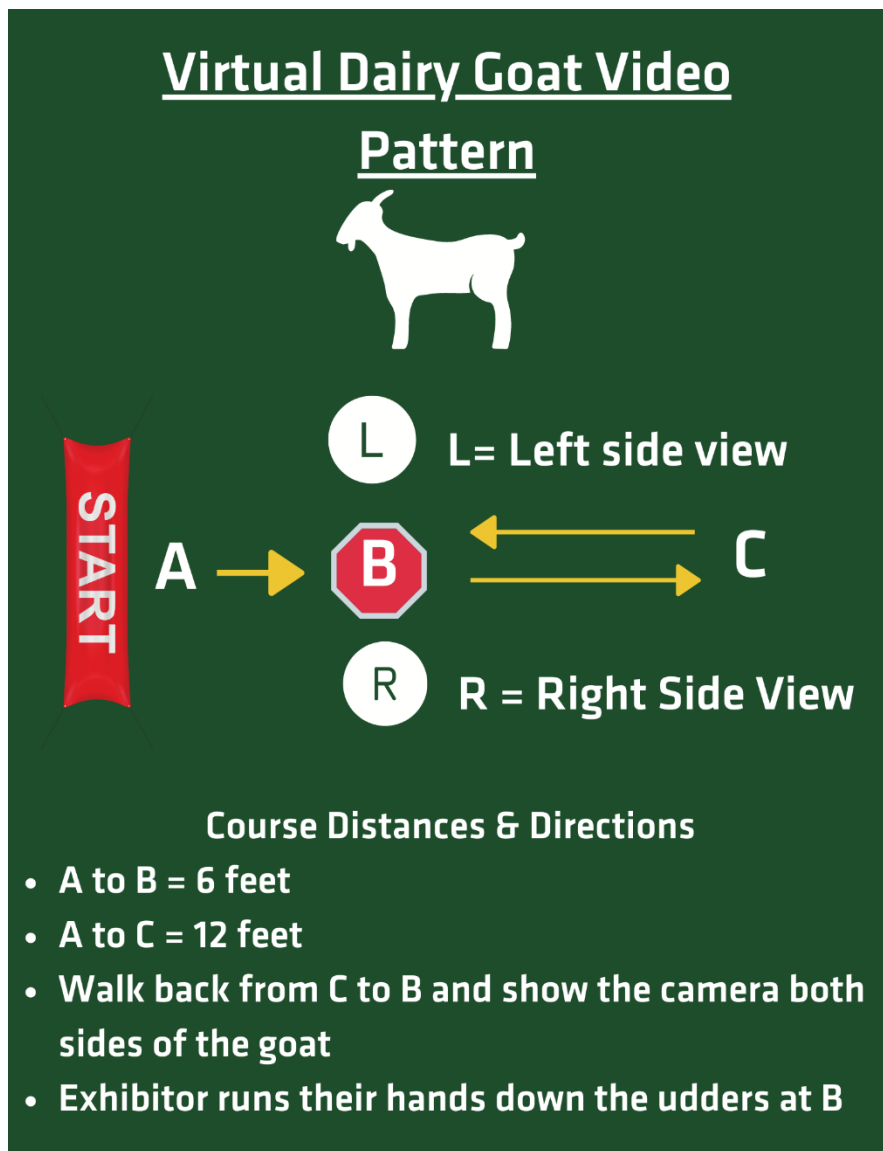


Livestock Show

Dairy Goat Video Submissions

1. Exhibitors will move in a straight line pattern of movement that will show all sides of the animal. See pattern image below.
2. Videos should not exceed 2 minutes in length and will start off with an introduction of the exhibitor. The introduction will include the name of the exhibitor and the tag that was entered for this animal in the file name.
3. The videographer should be seated or kneeling at the start line. Maintain a wide camera view during the entire video. The only time the videographer should move during this video is when the goat is being shown from both sides and to get stacked views of either sides. When the pattern goes into the movement of the exhibitor running their hands down the udders of the goat, the videographer is again encouraged to get a steady view of this motion.
4. Start the video and announce the exhibitor's name and the animal name identification purposes.
5. Walk the animal from point A to point B, stop, set the animal up and hold for about 10 seconds. You will want to stack the goat during this 10 second stop.
6. Walk from point B to point C, turning around at C and coming back to B for another stop.
7. At point B the videographer should then move from the left side and the right of the goat to show both side views. You will want to also do a 10 second or less stack of the goat after both sides have been filmed. Once that has been done the exhibitor will want to show the camera the goat's udders. During these pattern movements the videographer is encouraged to move but to still hold the camera steady and to not zoom in or out.
8. This pattern is designed to ensure the judge has an unobstructed view of your animal. The turns do not have to be perfect. Follow as best as you can and set your animal where it is specified in the pattern.
9. Treat the camera like the judge meaning you always want to try and provide an unobstructed view for the camera of the animal.

Dairy Goat Video Show Patterns

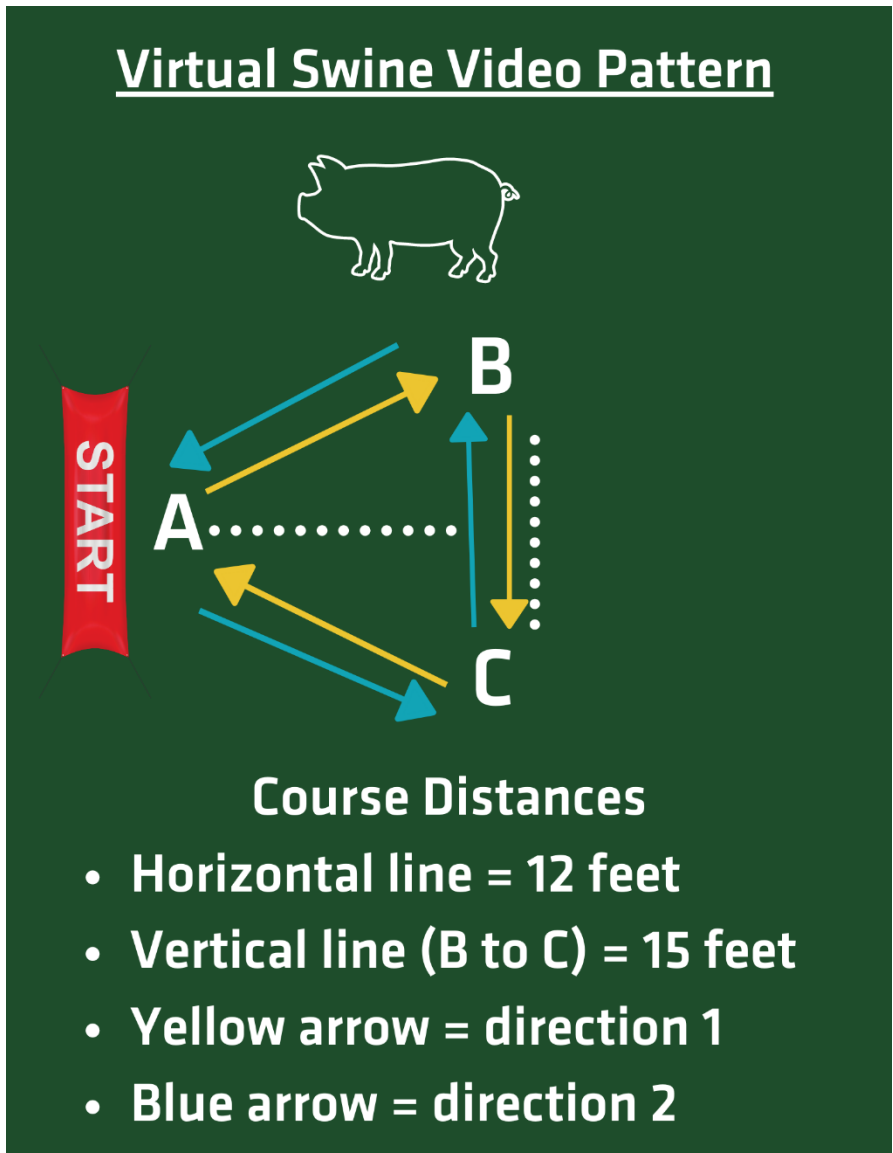


Livestock Show

Swine Video Submissions

1. Exhibitors will follow a triangle shaped pattern. See pattern image below.
2. Video entries should not be longer in length than 2 minutes.
3. The videographer will get the best view of the animal from a prone position on the ground where the elbows are bent and they are holding the phone in a horizontal viewing mode.
4. At the start of the video clearly state the exhibitors name and the tag that was entered for this animal in the file name.
5. The exhibitor will then walk the pig away from the camera at point A to point B. The exhibitor should keep the pig moving as best they can to ensure the judge sees all sides of pig.
6. Once the exhibitor and the animal hit point B, they will then continue on to point C and turn back towards the camera and come back to point A.
7. Once the pattern has completed going from one direction (either left or right) the exhibitor will need to turn the swine back around and do the triangle again to show the opposite side of the swine.
8. It is encouraged that the videographer does not move the camera but tries to keep the image as steady as possible as the exhibitor moves the animal around in this pattern to show all sides of the swine to the judge.
9. The area the exhibitor walks the swine in can be marked or not. The pig can move around on the course but the exhibitor should do their best to keep the pig in the frame of camera at all times as they move around.

Swine Video Show Pattern



Livestock Show

Poultry (Chicken & Turkey) & Fowl Video Submissions

1. Breeding and market entries will be submitting two pictures of each bird they enter. The pictures will consist of a left and right view of the bird.
2. Exhibitors will only be allowed to pick one bird for the showmanship entries.
 - A. Showmanship videos will be at max two minutes long.
 - B. The videos will start off with the introduction of the exhibitor which will include their name, how long they have been in the poultry project, what breed of bird they are showing and explain how the bird fits the standard of perfection for that particular breed.
 - C. After the introduction the exhibitor will show and verbally state how to safely take the bird out of a cage. Then the exhibitor will need to show the side view of the bird and extend one wing out for judging purposes.
 - D. Once the above steps have been completed in the video, the exhibitor will need to answer the 4 following questions that is for their specific age division and bird species.
 - E. Birds must be clean and exhibitor's must be dressed in appropriate show attire.

Poultry Showmanship Video Questions

1. The following questions are for the junior, intermediate and senior age divisions for chickens. All four questions must be answered in the video.

Junior Chicken Questions

- A. Identify the type of comb your bird has
- B. Show the shank
- C. Show the ear
- D. Show the wing bow

Intermediate Chicken Questions

- A. Identify the gland on the back of the bird by the tail and what the purpose of it is
- B. Brief description of how the Standard of Perfection applies
- C. Show that the bird has a straight keel bone
- D. Demonstrate how the hackle and saddle feathers are different on male birds

Senior Chicken Questions

- A. Give a short description of the history of the breed
- B. Give an example of an internal and external parasite
- C. Give an example of a disease that is specific to your birds' breed and its' treatment
- D. Name 6 types of combs

2. The following questions are for the junior, intermediate and senior age divisions for turkeys. All four questions must be answered in the video.

Junior Turkey Questions

- A. Identify where the snood is on your bird
- B. Show the shank
- C. Show the ear
- D. Show the wing bow

Livestock Show

Intermediate Turkey Questions

- A. Brief description of how the Standard of Perfection applies
- B. State how to tell mature male and female turkeys apart by head markings
- C. Give one example of an internal or external parasite and possible treatment
- D. Identify how many primary wing feathers there are and show them in the video

Senior Turkey Questions

- A. Describe the history of your breed and what they are bred for.
 - B. Identify the parts of the birds' head
 - C. Give an example of an internal and external parasite
 - D. Give an example of a disease that is specific to your bird breed and the treatment for the disease
3. The following questions are for the junior, intermediate and senior age divisions for ducks. All four questions must be answered in the video.

Junior Duck Questions

- A. Show the ear
- B. Identify the location of the bean on the duck
- C. Show the wing bow
- D. Show the shank

Intermediate Duck Questions

- A. Brief description of how the Standard of Perfection applies
- B. Show that the bird has a straight keel bone
- C. Demonstrate the width of the back of your bird
- D. Give an example of an internal or external parasite and possible treatment

Senior Duck Questions

- A. Describe the history of your breed and what they are bred for
- B. State the pros and cons of your bird
- C. Identify the bean and sex feathers
- D. Identify the under tail coverts

Rabbit Show

1. This show will follow ARBA standards only. Please visit the ARBA website for additional resources regarding their standards.
2. For rabbit entries there will be a showmanship show, a breed show and a market show. In your entry information please list the exhibitor's name LastNameFirstNameSpeciesTattoo (Example: HayesBethRabbitCH75)

Photography Submissions

1. Exhibitors will need to take and submit a total of 6 pictures of their rabbits for the breeding and companion entries.

Those 6 should compromise of the following: both sides of the rabbit, hindquarters, top of the rabbit, the head of the rabbit and all markings of marked breeds.

2. Market entries must submit a total of 16 pictures per meat pen. Detailed instructions are below.

A. Each individual market pen rabbit will need to be photographed from the left side, right side, hindquarters and ear tattoo for a total of 4 individual pictures.

B. After the individual pictures, posed photos of all three market rabbits will need to be submitted. Those photos will be of the front view, left sides, right sides and hindquarters with all three rabbits together.

Livestock Show

Showmanship Video Submissions

Showmanship entries will require a video that doesn't exceed two minutes in length that follows the showmanship parts and format of the ARBA showmanship form. This form can be found in the following link as a reference. (<https://arba.net/wp-content/uploads/2018/12/Showmanship.pdf>)

Companion Rabbit Class

1. Companion entries follow the breeding entry photography requirements.
2. This class will only be open to youth who are enrolled in the 4-H Companion Animal Project. This project is open to mixed breed rabbits as well. Entries will be evaluated based on the health of the rabbit and the knowledge of the exhibitor. These exhibitors do not need to attend MQA. It is required that these exhibitors also participate in showmanship. Companion rabbits will not compete for best in show.

Livestock Ribbons

1. All market (including feeder and overweight), breeding, dairy and showmanship classes will be placed first through tenth place with ribbons for each place. Any place after that gets a participation ribbon.
2. All market, breeding and dairy division champions will receive single streamer champion and reserve champion ribbons. If there are no divisions, the first place in each class will be given a champion ribbon, and each second place will be given a reserve champion ribbon.
3. Grand and reserve grand champion market, breeding and dairy animals will receive rosette ribbons.
4. First place in each showmanship age group (junior, intermediate, senior) will also receive a grand champion ribbon and second place will receive a reserve grand champion ribbon.
5. Other class awards and ribbons may be given at the superintendent's/judge's discretion.

General Livestock Rules for all 4-H and FFA Members

1. Each 4-H/FFA member enrolled in beef, dairy, goat, sheep, swine and poultry must have a Premises ID Number to exhibit at the 2020 Virtual Pueblo County Fair. Premises ID Numbers are due to CSUE no later than **June 1, 2020**. You must register with the Colorado Department of Agriculture to obtain a Premises ID Number. Those asking for exemption must meet with the Fair Board and decisions will be made on a case by case basis.
2. Only FFA members that follow 4-H age guidelines will be allowed to show at the 2020 Virtual Pueblo County Fair.
3. Exhibitors are limited to no more than 5 entries in the market section of beef, sheep, goat, or swine.
4. The superintendent will set up classes in any breed class not listed in this premium book if there are at least 5 entries of that breed.
5. The department superintendent(s) have the responsibility to divide market classes by weight.
6. Weight limits on market beef, sheep, goat, and swine will be adhered to. There will be no reweighs unless the superintendent deems that the scales were not working.
7. All market goats, cattle, swine and sheep must be clipped and sheared prior to the start of the official weigh-in at 2020 Virtual Pueblo County Fair. The Superintendent can also require exhibitors to clean or dry any animals before weighing-in. Fine tune clipping will be allowed after weigh-in.
8. All animals must be individually owned by the exhibitor. Proof of ownership is interpreted as a bill of sale. Ownership papers must be presented at the time of weigh-in. If the animal was raised by the family, a signed statement by the owner of the mother cow or registration papers if it is registered will constitute proof. Exhibitor must provide full care and management for the majority of the time.

Livestock Show

9. No youth ages 5-7 will be allowed to exhibit animals in the 4-H and FFA Competitions.
10. Compliance with all Colorado laws prohibiting tampering with or drugging of livestock and/or sale of adulterated meat is mandatory for any 4-H/FFA member and/or family member enrolled in a 4-H/FFA animal project. If legal charges are brought against any member/family, the member/family will be suspended from participation in all Pueblo County Fair livestock activities pending resolution of those charges. Additionally, penalties may be implemented by the respective 4-H agent/FFA advisor.
11. The following are termed unethical practices and any violation of the following rules will automatically result in disqualification with no recourse:
 - A. Doctoring, tranquilizing or injecting show animals or body "fill-ins" or the alteration, changing, defacing or any modification of the markings of show animals and the anatomical structure of an animal.
 - B. The removal, alteration, changing or purposely rearranging ear tags.
 - C. External applications of such things as liniments and blistering agents that would cause an edematous condition; use of ice packs or other refrigerants to alter the quality of finish of an animal.
 - D. Altering the natural color of the animal using any artificial coloring. However, products that match the animal's natural color may be used in the fitting process from the knees and hocks down and on the switch only. (For example, black products may be used on black-legged Steer/Heifer, red on a red-legged Steer/Heifer, and white on a white-legged Steer/Heifer). Any grooming material on any other part of the body not mentioned (artificial color evidenced by rubbing with a cloth or glove) will not be permitted.
 - E. Adding an artificial tail head or tail fin, artificial poll, or any hair or hair-like substance.
 - F. The showing of livestock of any ineligible age or showing unethically fitted livestock. Unethical fitting will be deemed to consist of any method, which alters the natural conformation of any part of the animal's body.
12. Poultry and Rabbit contestants must use their own animals in all showmanship classes.
13. Market beef, sheep, goats, and swine are required to be owned by the exhibitor and weighed and tagged at a scheduled weigh-in date. Swine will not be pre-weighed, but must be ear tagged, with the County Fair tag and must submit a nomination form and three required pictures in 4HOnline by the ownership/nomination deadline.
14. If an ear tag is lost between initial weigh-in and the 2020 Virtual Pueblo County Fair, the lost ear tag number must be reported to the CSUE before fair weigh-in time. If lost ear tags are available, they should be taken as evidence of initial tagging. Animals with missing tags will be checked at weigh-in and another tag issued.
15. All market livestock (beef, sheep, swine, goat) members whose animals are purchased for custom will be required to sign a wholesome meat disclosure form to be submitted after the auction and turned into the packer.
16. All livestock (beef, sheep, swine, goat, rabbit and poultry including market, dairy, and breeding) members must attend a MANDATORY Colorado 4-H Meat Quality Assurance Workshop the first year they show livestock as a junior or intermediate 4-H member and again the first year they show as a Senior 4-H or FFA member. See Colorado's 4-H MQA Requirements on page 8 and 9 of the Colorado Youth Development Policies here: <http://co4h.colostate.edu/policy/4H-Policy-Handbook.pdf>

The Colorado 4-H MQA training must be completed prior to May 1 of the current 4-H year. The Pueblo County Extension Office offers two Colorado 4-H MQA trainings prior to the 2020 Virtual Pueblo County Fair. If you are unable to attend one of these two trainings, you may attend the training of another county. Proof of attendance at another county's Colorado 4-H MQA training must be on file at the Pueblo County CSU Extension office by May 1 of the current 4-H year.

Livestock Show

17. Cryptorchid: A defect in the male animal when the testicle fails to descend through the inguinal ring and reside in the scrotum. During castration, if one testicle is missing, this is a likely reason. If detected early enough, it can be corrected by a veterinarian. When purchasing market animals, you need to make sure your animal is not cryptorchid. The Pueblo County Fair officials will disqualify any cryptorchid animal from all awards, including premiums. The carcass may be condemned or sold at a discounted rate. Most breeders selling 4-H animals will guarantee their stock, but you should check when purchasing. Premiums will go back to the sale committee for final disposition. Castration incisions must be healed by the time of the show.
18. Meshed or plastic muzzles may be used on sheep and goats. The muzzle style must allow the animal to drink water.
19. Drenching will be allowed for the health and welfare of the animal at the exhibitor's risk. If you need help, contact your species superintendent for additional advice or information.
20. Superintendents have the right to create other classes within their departments.
21. Scrapie surveillance pertaining to sheep and goats:
Federal Law requires premise ear tag that lists their flock of origin and identification for the following:
 1. All sheep and goats over 18 months
 2. All sheep and goats that are sexually intact for show or exhibition
 3. All breeding sheep, breeding goats, and dairy goats regardless of age

Live Ultrasound Contest

There will be no ultrasound contest for the 2020 Virtual Pueblo County Fair.

4-H Supreme Livestock Champion Exhibitor

1. The Supreme Livestock Champion Exhibitors will be announced at the Pueblo County 4-H Achievement Night.
2. Supreme Livestock Champion will be selected from a combined placing in highest e-record score (must receive score of 80% or higher to qualify); placing in the showmanship class, **if applicable**; and the placing of the animal in its show ring class.
3. The Supreme Livestock Champion Exhibitor will include a separate age division for Juniors, Intermediates, and Seniors.
4. It is not mandatory that members participate in the Supreme Livestock Champion Exhibitor Contest.
5. Each 4-H member who is showing more than one animal will be allowed to take the top score or best score regardless of species. Top scores may involve different species in different categories. The following species: Market Beef, Breeding Heifers, Market Swine, Market Lamb, Breeding Sheep, Dairy Cattle, Dairy Goats, Fiber Goats, Market Goats, Breeding Market Goats, Breeding and Market Rabbits, Breeding and Market Poultry, will be included in the Supreme Champion Exhibitor contest. Feeder classes will not be counted.
6. Only livestock shown at 2020 Virtual Pueblo County Fair will be included.
7. Scoring will be based on the following system and the winner will have the highest combined score:
 - A. Record Book: Record Books will be turned in by contestants for review by committee or designated judge. Only the initial record book score will be used. Percentage will turn into Points, ie. 85% = 85 total points, Possible: 100

Livestock Show

B. Showmanship: Points will be based on placing as follows. **Only for rabbits and poultry.**

Place	1	2	3	4	5	6	7	8	9	10	Below 10
Points	100	97	94	91	88	85	82	79	76	73	65

C. Live Placing: Points will be based on placing as follows.

Place	1	2	3	4	5	6	7	8	9	10	Below 10
Points	100	97	94	91	88	85	82	79	76	73	65

D. Tie Breaker: If a tie occurs, oral interviews will be used to break the tie.

4-H & FFA Herdsmanship Award

The Herdsmanship award is suspended for the 2020 Virtual Pueblo County Fair and will be reviewed for subsequent years.

Livestock Show

Ownership Date: Market March 13, 2020, Breeding May 7, 2020

Initial Market Beef Tag-in: March 13, 2020 at 2:00 p.m. to 4:00 p.m.

2020 Virtual Pueblo County Fair Entry Due (Breeding): June 1, 2020

Minimum Market Weight: 1,000 pounds

Final E-Record Due: September 14, 2020 to CSUE (must score 70% or better to exhibit livestock at the 2021 County Fair) For the 2020 4-H year, if you are unable to complete based on circumstances surrounding the COVID-19 virus penalties regarding project eligibility may be waived. For additional information regarding this please reach out to Jennifer Johnston the 4-H agent.

General Rules

All market steers must be dehorned by initial weigh-in.

Beef Showmanship

There will be not showmanship classes for 2020.

Breeding Beef

1. All bulls shown in these classes except junior bull calves must be registered with an association, unless it is a crossbreed, in the exhibitor's name and the papers must be produced upon entry.
2. Junior bull calves must be from registered sire and dam.
3. No bull classes for bulls born prior to January 1, 2017. Double ties required for all yearling bulls.
4. Age Classifications are as follows:
 - Junior Heifer Calf - calved since January, 2020
 - Senior Heifer Calf - calved between September - December, 2019
 - Summer Yearling Heifer - calved between May- August, 2019
 - Spring Yearling Heifer - calved between March and April, 2019
 - Junior Yearling Heifer - calved between January and February, 2019
 - Senior Yearling Heifer - calved September- December, 2018
5. Entries in the cow/calf class can compete as individuals.
6. The Superintendent will set up the Breeding Classes as he/she deems appropriate.

Feeder Beef

1. There will be separate classes set up for steers or heifers and divided as follows (based on weigh in at 2020 Virtual Pueblo County Fair):
 - Spring Calf Class - under 450 pounds and still nursing.
 - Weanling Class - 450-700 pounds
 - Feeder Class - 700-999 pounds
2. These classes may be divided at the superintendent's discretion.
3. These animals will be judged as prospective market animals.
4. A Grand Champion and Reserve Grand Champion can be chosen if merited from the champions in each class.
5. The record book should include both cow and calf for the Spring Calf Class. The cow does not have to be halter broke. The calf should be halter broke and trimmed. They are encouraged to show in showmanship. The cow nursing an exhibited calf does not have to be owned by the exhibitor.

Market Beef

Livestock Show

1. The superintendent will divide classes by weight after the weigh-in. There will be a market heifer class if five heifers are registered. The Superintendent can divide at his discretion.
2. Animals must weigh a minimum of 1,000 pounds (no maximum weight). Animals weighing less than 1,000 lbs. will be shown as feeder beef.
3. All market beef must be under two years of age.
4. A champion and reserve champion in each weight class will be awarded if exhibit merits. Grand Champion and Reserve Grand Champion steers and heifers will be shown in the same classes.
5. Miniature Beef all breeds – Only measurements taken at weigh-in will be accepted on miniature beef. Hip height must be 48” or less and minimum of 400 pounds. Market Beef must be declared at weigh-in on March 13, 2020, to be Miniature or not – this declaration cannot be changed at a later date.

Livestock Show

DAIRY DEPARTMENT

Ownership Date: May 7, 2020

2020 Pueblo County Fair Entry Due: June 1, 2020

Judging: Virtual

Final E-Record Due: September 14, 2020 to CSUE (must score 70% or better to exhibit livestock at the 2021 County Fair) For the 2020 4-H year, if you are unable to complete based on circumstances surrounding the COVID-19 virus penalties regarding project eligibility may be waived. For additional information regarding this please reach out to Jennifer Johnston the 4-H agent.

General Dairy Rules

1. Ownership and registration papers, if registered, must be shown on all dairy animals at the time of entry. Only original registration will be acceptable.
2. There will be a Champion and Reserve Champion junior and senior in each breed and an Overall Grand and Reserve Grand Champion if merited.
3. Producing cows may be kept at a dairy. Youth will be expected to visit the dairy during each month and make a one page report. Youth will be expected to care for mature cows during dry period.
4. Age Classifications are as follows for all breeds:

Junior Females

Junior Heifer Calf - born between January 1, 2019-April 30, 2019

Senior Heifer Calf - born between September 1, 2018-December 31, 2018

Junior Yearling Heifer - born after February 28, 2018 and before September 1, 2018

Senior Yearling Heifer - born after August 31, 2017 and before March 1, 2017

(Senior Yearlings in milk must show in two year old class)

Senior Females

Two-Year Old - born after August 31, 2016 and before September 1, 2017

Three-Year Old - born after August 31, 2015 and before September 1, 2016

Four-Year Old - born after August 31, 2014 and before September 1, 2015

Aged Cow - five years old and over, born before September 1, 2014

Groups

Best three females - bred and owned by exhibitor, limit one entry.

Produce of dam - 2 animals from above classes, the produce of one cow, limit one entry

Dairy Classes

	Ayrshire	Holstein	Shorthorn	Other Breeds	Brown Swiss	Guernsey	Jersey
Jr Heifer Calf	1	11	21	31	41	51	61
Sr Heifer Calf	2	12	22	32	42	52	62
Jr Yearling	3	13	23	33	43	53	63
Sr Yearling	4	14	24	34	44	54	64
Cow (2 y/o)	5	15	25	35	45	55	65
Cow (3 y/o)	6	16	26	36	46	56	66
Cow (4 y/o)	7	17	27	37	47	57	67
Aged Cow	8	18	28	38	48	58	68
Best 3 Females	9	19	29	39	49	59	69
Produce of Dam	10	20	30	40	50	60	70

Supreme Champion Dairy

1. To be selected by the judge according to the following rules of the Colorado Dairy Youth Foundation.
2. The superintendent will select qualifying animals from each breed during the selection of the breed

Livestock Show

champion lineups. By determining the placing in the lineup the animal that meets the following criteria:
Note: Animals must have won first or second in an individual class.

- A. The female selected must be registered or identified by a breed association in the individual name of the youth owner.
- B. The female selected must be bred by the individual owner or have been purchased with ownership transferred to the individual's name prior to the animal's first birthday (12 months of age).
- C. The animal selected cannot have previously won the same award at this show. The winner will be selected by the dairy cattle judge, in consultation with the dairy cattle superintendent, who will certify that requirements are met. If no animal meets the qualifications or no animal is considered worthy of the award, it will not be presented and award money returned to the Colorado Dairy Youth Foundation.

Dairy Showmanship

There will be no showmanship classes for the 2020 Virtual Pueblo County Fair.

Livestock Show

SHEEP DEPARTMENT

Ownership/Initial Market Sheep Tag-in: May 07, 2020

2020 Virtual Pueblo County Fair Entry Due (Breeding): June 1, 2020

Judging: Virtual

Minimum Market Weight: 100 pounds except for Southdowns: 85 pounds

Final E-Record Due: September 14, 2020 to CSUE (must score 70% or better to exhibit livestock at the 2021 County Fair) For the 2020 4-H year, if you are unable to complete based on circumstances surrounding the COVID-19 virus penalties regarding project eligibility may be waived. For additional information regarding this please reach out to Jennifer Johnston the 4-H agent.

Breeding Sheep

1. Rams one year and over must be registered with an association unless it is a crossbreed in the name of the exhibitor and papers presented at the time of entry.
2. Rams under one year must be eligible for registration.
3. There will be classes for each of the following breeds (see table below) with a Grand Champion and Reserve Grand Champion Male and Grand Champion and Reserve Grand Champion Female in each breed if merited.
4. Champion and Reserve Champion ribbons can be awarded in any class if merited. The pairs class is not eligible for Grand or Reserve Grand Champion.
5. Age classifications are as follows:
 - Spring Ram or Ewe Lamb - born on or after February 1, 2020
 - Winter Ram or Ewe Lamb - born December 2019 through January, 2020
 - Fall Ram or Ewe Lamb - born September, 2019 through November, 2019
 - Ram or Ewe - one year and under two, born September, 2018 through August 2019

Classes

	Whiteface	Hampshire	Suffolk	Southdown	Crossbreed	Other
Spring Ram or Ewe Lamb	1	5	9	13	17	21
Winter Ram or Ewe Lamb	2	6	10	14	18	22
Fall Ram or Ewe Lamb	3	7	11	15	19	23
Ram/Ewe, 1 YR and under	4	8	12	16	20	24

Class 25 - Bred and Owned Class

- a. Any pair of lambs (under 1 either sex or both)
- b. Sheep bred by family and owned by family
- c. All breeds owned and shown by one or two exhibitors

Market Sheep

1. Market lambs must be carrying all milk teeth in place. Lambs showing either or both of the first pair of permanent incisors will be disqualified.
2. Purebred, grade or crossbred wether or ewe lambs not entered in the breeding classes may compete in the market classes.
3. Male animals having one or both testicles contained in the body cavity are not eligible to show in these classes.
4. Animals shown in individual classes may also be exhibited in the pen class.
5. Sheep may not be weighed in wearing halters or blankets and must have less than ¼ inch of wool on

Livestock Show

the body.

6. In all market sheep classes, bracing will be allowed; however, the front feet of the sheep must remain on the show ring floor while being shown.
7. Sheep will be divided by weight at the discretion of the Superintendent. Champion and Reserve Champion lambs will be picked from each weight division if merited. These lambs will compete for the Overall Grand Champion and Reserve Grand Champion Market Lamb.
8. A feeder class will be set up for lambs weighing less than 100 pounds or less than 85 pounds for Southdowns. These will be non-grading and not eligible for showing in championship classes or the sale. These lambs will be taken home at the completion of the fair. They will receive participation ribbons.

Sheep Showmanship

There will be no showmanship classes for the 2020 Virtual Pueblo County Fair.

Livestock Show

SWINE DEPARTMENT

Ownership Date/Ear Notch Nomination Cards Due: May 08, 2020

No Late Nomination Cards will be accepted. Market Swine must be tagged with County Fair ear tag by May 08, 2020.

Judging: Virtual

Minimum Market Weight: 220 pounds

Maximum Market Weight: 290 pounds

Final E-Record Due: September 14, 2020 to CSUE (must score 70% or better to exhibit livestock at the 2021 County Fair) For the 2020 4-H year, if you are unable to complete based on circumstances surrounding the COVID-19 virus penalties regarding project eligibility may be waived. For additional information regarding this please reach out to Jennifer Johnston the 4-H agent.

Due to bio-security concerns, the 2020 Virtual Pueblo County Fair will not have a Breeding Swine show.

Market Swine

1. Market swine must be farrowed after January 1, 2020. All Swine must be ear tagged and ear notched. Exhibitors are required to fill out nomination cards and bill of sales and turn into CSUE by May 8, 2020.
2. Swine no longer need to be pseudorabies tested. HOWEVER, the exhibitor must provide proof of premises of origin (including name, address and phone number of seller on the bill of sale) at the time the swine ear notch card is turned in.
3. Barrows and gilts will be eligible for market classes. Animals will be judged on conformation and finish.
4. Swine to be sold at the sale must be shown in one of the market swine classes.
5. Swine will be divided into classes by weight at the discretion of the superintendent. Class size of 10-15 hogs is desired. Animals not meeting weight requirements may be shown in a feeder or overweight class.
6. Champion and Reserve Champion will be picked in each weight division if merited.
7. Grand Champion and Reserve Grand Champion market swine will be picked from the Champion and Reserve Champion in each weight division if merited.
8. Market hog must have a minimum of ½ inch of hair from the neck to the back excluding the tail and the belly.

Swine Showmanship

There will be no showmanship classes for the 2020 Virtual Pueblo County Fair.

Livestock Show

GOAT DEPARTMENT

Dairy Goat

Ownership Date: May 07, 2020

2020 Virtual County Fair Entry Due: June 1, 2020

Judging: Virtual

Final E-Record Due: September 14, 2020 to CSUE (must score 70% or better to exhibit livestock at the 2021 County Fair) For the 2020 4-H year, if you are unable to complete based on circumstances surrounding the COVID-19 virus penalties regarding project eligibility may be waived. For additional information regarding this please reach out to Jennifer Johnston the 4-H agent.

Dairy Goat General Rules

1. If merited, the judge may give a champion and reserve champion in each class and a grand champion and reserve grand champion overall.
2. Dairy goats with natural horns will be disqualified. All Dairy Goats are to be dehorned.
3. Dairy goats are to be shown with a collar or show chain.
4. Age classification (superintendent to break classes into breeds.)
 - Junior Kid – April 1, 2020 – July 30, 2020
 - Senior Kid - December 1, 2019 - March 31, 2020
 - Junior Yearling - August 1, 2019 to November 30, 2019
 - Senior Yearling - Non Milking - August 1, 2018 to July 31, 2019
 - Does 1 year and under 2 - Milking - August 1, 2017-July 1, 2018
 - Does 2 years and under 3 - August 1, 2016 to July 1, 2017
 - Does 3 years and under 5 - August 1, 2015 to July 31, 2016
 - Does 5 years and over-Prior to August 1, 2015
 - Best Udder
 - Dam and Produce (1 doe in milk and daughter)
 - Dairy Herd (3 does in milk owned by the same exhibitor)

Fiber Goat

2020 Virtual Pueblo County Fair Entry Due: June 1, 2020

Judging: Virtual

Final E-Record Due: September 14, 2020 to CSUE (must score 70% or better to exhibit livestock at the 2021 County Fair) For the 2020 4-H year, if you are unable to complete based on circumstances surrounding the COVID-19 virus penalties regarding project eligibility may be waived. For additional information regarding this please reach out to Jennifer Johnston the 4-H agent.

General Fiber Goat Rules:

1. Exhibitors must be enrolled in the fiber goat project in Pueblo County.
2. Does and wethers only are eligible to show. No bucks allowed.
3. No more than one ounce (1 oz.) fleece sample (brushed, combed or sheared) to be provided in a plastic bag and available at the time of class for presentation to the judge.
4. Exhibitors will be allowed to use halters with a lead no longer than 18 inches or can us a collar.

Livestock Show

Market Goat

Ownership Date/Initial Tag-In: May 07, 2020 **Judging:** Virtual

Minimum Weight: 60 pounds

Final E-Record Due: September 14, 2020 to CSUE (must score 70% or better to exhibit livestock at the 2021 County Fair) For the 2020 4-H year, if you are unable to complete based on circumstances surrounding the COVID-19 virus penalties regarding project eligibility may be waived. For additional information regarding this please reach out to Jennifer Johnston the 4-H agent.

General Market Goat Rules

1. Exhibitors must be enrolled in the market goat project in Pueblo County.
2. Market wether or doe must weigh 60 or more pounds. Any market goat weighing under 60 pounds is ineligible for the Pueblo County Showcase Sale.
3. Exhibitors are permitted to weigh in goats with neck chains but blankets must be removed.
4. Feeder Class will be any goat weighing under 60 pounds.
5. Market goats must be carrying all milk teeth in normal positions. Goats showing either or both of the first pair of permanent incisors will be disqualified.
6. No paint, powder or any artificial coloring may be used on goats.
7. Goats entered in market classes may not be shown in any other class.
8. Recommendation: Classes will be split evenly based on weight and number of animals entered (must have three animals per class to have market goats split into individual classes).
9. All market goats must be shown with a collar or chain.
10. In all market goat classes, bracing will be allowed; however, the front feet of the goat must remain on the show ring floor while being shown.
11. The qualified market goats will have the option to sell in the Pueblo County Showcase Sale.
12. All goats must be slick shorn (with no indication of blocking) to the skin above the knee and hock joints, excluding the tail switch before official weigh-in.

Breeding Market Goat

2020 Virtual Pueblo County Fair Entry Due: June 1, 2020

Judging: Virtual

Final E-Record Due: September 14, 2020 to CSUE (must score 70% or better to exhibit livestock at the 2021 County Fair) For the 2020 4-H year, if you are unable to complete based on circumstances surrounding the COVID-19 virus penalties regarding project eligibility may be waived. For additional information regarding this please reach out to Jennifer Johnston the 4-H agent.

Breeding Market Goat Rules

1. Exhibitors must be enrolled in the breeding market goat project.
2. Entries must be tagged or tattooed.
3. Birth dates, as listed on the entry, will be used to determine the class divisions.

Livestock Show

4. Scrapie surveillance pertaining to sheep and goats:
Federal Law requires premise ear tag that lists their flock of origin and identification for the following:
 - A. All sheep and goats over 18 months.
 - B. All sheep and goats that are sexually intact for show or exhibition.
 - C. All breeding sheep and breeding dairy goats regardless of age.All Boer Goats will be required to have individual identification for Scrapie premises ID tag.
5. All breeding market goats must be blocked not shorn.
6. All breeding market goats must be shown with a collar or chain.
7. In all breeding market goat classes, bracing will be allowed; however, the front feet of the goat must remain on the show ring floor while being shown.
8. Goats entered in breeding classes may not be shown in any other class.
9. Age classification
 - Doe kids - under 6 months
 - Doe kids - 6 – 12 months
 - Yearling Does - 12 – 24 months
 - Senior Does - 24 – 36 months
 - Senior Does - 36 months and older

Goat Showmanship

There will be no showmanship classes for the 2020 Virtual Pueblo County Fair.

Livestock Show

RABBIT DEPARTMENT

Meat Pen (Doe) Ownership: April 1, 2020

2020 Virtual Pueblo County Fair Entry: June 1, 2020 - AT CSUE with specific information including BREED, VARIETY, CLASS, SEX, AND TATOO NUMBER ON ALL RABBITS ENTERED

Initial Weigh-in of Meat Pen: June 26, 2020, 5:00-7:00 p.m. at the Home of Jessica Storm Rabbit Superintendent (719-948-0131)

Judging: Virtual.

Minimum Weight: 3.5 pounds

Maximum Weight: 5.5 pounds

Final E-Record Due: September 14, 2020 to CSUE (must score 70% or better to exhibit livestock at the 2021 County Fair) For the 2020 4-H year, if you are unable to complete based on circumstances surrounding the COVID-19 virus penalties regarding project eligibility may be waived. For additional information regarding this please reach out to Jennifer Johnston the 4-H agent.

General Rules

1. If you have questions about entries, contact Jessica Storm at 719-948-0131.
2. A limit of six entries per breed per exhibitor will be allowed for the show. A Meat Pen will count as one entry.
3. Meat Pens shall consist of three rabbits, all of the same breed and variety. Meat Pen does not necessarily have to come from the same litter. Age limit ten weeks. **MINIMUM** weight 3.5 pounds each. **MAXIMUM** weight 5.5 pounds each. Ideal weight five pounds. All rabbits must be weighed in the presence of the judge.
4. A 4-H member must own a doe by April 1st.
5. Meat pens may not be purchased. The 4-H member must have one or more does to breed and must kindle the meat pen. It is not necessary to own the buck. The doe can be bred to someone else's buck (of the same breed).
6. A youth must be enrolled in the rabbit project by appropriate enrollment deadlines and cannot just enroll in the Market Rabbit portion of the rabbit project without enrolling in the Breeding Rabbit project.
7. Youth in the market rabbit project are required to participate in the breeding rabbit project, including enrolling in the project and completing a breeding rabbit e-record; however, participants are encouraged, not required, to show their breeding rabbits at 2020 Virtual Pueblo County Fair.
8. Showmanship will be mandatory. The hands- on showmanship must be taken every year to receive showmanship awards.
9. No baby rabbits allowed.
10. Classes are A.R.B.A. recognized breeds. Rabbit is to be the correct weight and sex.
11. Tattoo ear number is to be in the left ear. Each Rabbit must have a permanent earmark prior to the date of the show. The superintendent has the duty of turning down an entry not earmarked and also has the duty of turning down and removing any sick animals from the barn.

Livestock Show

Classes

Market Classes for Commercial Breeds

Meat Pen (Pen of 3 rabbits)

Breeding Classes

4 Classes (Fancy Breeds)

Junior - 6 months or under

Senior - Over 6 months

6 Classes (Commercial Breeds)

Pre-Junior - Under 3 months-not over 5½ lbs

Junior - Over 3 months to 6 months

Intermediate 6 months to 8 months

Senior - Over 8 months

Fur Class

Rabbit must be shown in the regular breed class in order to enter this class.

Companion Rabbit Class

This class will only be open to youth who are enrolled in the 4-H Companion Animal Project. This project is open to mixed breed rabbits as well. Entries will be evaluated based on the health of the rabbit and the knowledge of the exhibitor. These exhibitors do not need to attend MQA. It is required that these exhibitors also participate in showmanship.

Rabbit Showmanship

1. This class will include animal care and conditioning, proper handling of rabbit, examining a rabbit and rabbit knowledge. 100 points on handling and knowledge.
2. Showmanship is **MANDATORY** except for seniors who have been named Grand Champion in previous years.
Showmanship is mandatory unless you have graded out in your age division. Grading out consists of 1st place and a score of 90 or above.
3. A Grand Champion and Reserve Grand Champion Junior, Intermediate and Senior Showman will be chosen. A trophy and a rosette ribbon will be awarded to the Grand Champion and the Reserve Grand Champion. Contestants must use their own animals in all showmanship classes.

Meat Pens

A Grand Champion and Reserve Grand Champion will be chosen and awarded a Rosette Ribbon.

Livestock Show

POULTRY DEPARTMENT

Ownership Date: See rules for specific requirements

2020 Virtual Pueblo County Fair Entries Due: June 1, 2020

Scale Use: Exhibitors can weigh their birds on the official scale prior to 9:00am on the day of the show. After 9:00am, official weigh-in will begin and use of the scale for anything other than the official weigh-in will result in disqualification.

Poultry Judging: Virtual

Showmanship: Immediately following the poultry judging

Final E-Record Due: September 14, 2020 to CSUE (must score 70% or better to exhibit livestock at the 2021 County Fair) For the 2020 4-H year, if you are unable to complete based on circumstances surrounding the COVID-19 virus penalties regarding project eligibility may be waived. For additional information regarding this please reach out to Jennifer Johnston the 4-H agent.

General Poultry Rules:

1. The poultry show is open to 4-H and FFA members of Pueblo County, who are currently enrolled in a poultry project.
2. For all divisions of chickens, turkeys, ducks, geese, guineas and pigeons, all birds must be identified by numbered leg bands. Bands may be purchased from Superintendent-
3. All 4-H /FFA members entering any poultry class must participate in showmanship with only one bird of the member's choosing.

Classification:

1. Poultry can be entered in one class only. For example: a pullet in a trio class cannot be entered as a single pullet, as well.
2. No birds less than 4 months old are allowed to be shown, with the exception of the poultry market pens. Proof of age may be requested. Exceptions may be accepted if unforeseen circumstance is encountered and is approved by the superintendent.
3. Market production chickens must be between 56 and 70 days old at time of show. Therefore, they must be hatched or purchased/delivered between May 12 – May 26, 2020.
4. Market production turkey hens are recommended to be at least 14 weeks old at time of show and toms should be at least 18 weeks old at time of show.
5. All birds must be raised by the exhibitor.

Entries:

1. Only 7 entries total may be entered by any exhibitor. The limits are as follows:
 - Chicken: limit of 3 entries (Market pen is limited to 2 pens – total)
 - Breeding trio: limit of 2 per class
 - Market chicken trio: limit of 2 trios
 - Turkey: limit of 3 turkeys (market is limited to 2)
 - Ducks: limit of 3 ducks
 - Geese: limit of 3 geese
 - Pigeons: limit of 3 pigeons
 - Guineas: limit of 3 guineas

Livestock Show

Classes:

Market Chicken

1. A group of 3 (trio) constitutes a market pen. The breed should be a fast developing broad breasted meat type chicken, such as the Jumbo Cornish Cross.
2. Since the birds will be judged as a pen of three, they should be as uniform as possible within the pen (same breed, age and size, any sex)
3. No exhibitor may show more than 2 entries.
4. Meat bird weights (weights are for each individual bird) are as follows:

Class 1 Fryer meat pen – 4lbs. – 6lbs.

Class 2 Broiler meat pen – 6.1 lbs. – 10 lbs.

Important! Make sure that your pens do not include a mixture of fryers and broilers. All 3 chickens in the trio must be in the same class to avoid disqualification.

Market Turkey

Class 3 Market Turkey Hen

Class 4 Market Turkey Tom

1. A market turkey pen consists of one bird of either the Broad Breasted Bronze or the Broad Breasted White breeds.
2. There shall be a limit of 3 entries for turkeys (2 market)
3. Turkey can be either sex and must weigh between 14 lbs. – 30lbs., live weight.

Breeding Poultry

Class 5 Large/Standard Chicken Breeds - Single

Class 6 Large/Standard Chicken Breeds – Trio (1 male, 2 females, same breed)

Class 7 Large/Standard Chicken Breeds – Pen of 3 (laying females)

Class 8 Bantam Chicken Breeds - Single

Class 9 Bantam Chicken Breeds – Trio (1 male, 2 females, same breed)

Class 10 Turkeys - Single

Class 11 Ducks - Single

Class 12 Ducks – Pair (1 male, 1 female, same breed)

Class 13 Geese – Single

Class 14 Geese – Pair (1 male, 1 female, same breed)

Class 15 Pigeons – Single

Class 16 Guinea Fowl - Single

Class 17 Barnyard Breed - Single (fowl that may not fit into another class, such as cross-breeds)

Mandatory Showmanship:

The purpose of 4-H and FFA Poultry Showmanship is to teach youth about courtesy, good grooming, poise, confidence and a better knowledge of poultry. The youth should be prepared to discuss the breed of bird they are showing and should have worked with their bird enough, that they will be comfortable handling the bird and answering questions with the judge.

1. All exhibitors will be automatically entered into showmanship.
2. Showmanship is an important component of the project.
3. Failure or refusal to participate in showmanship will result in disqualification of exhibitor.

Livestock Show

4. All ages are determined as of December 31st of the prior year.
Junior class: exhibitors ages 8 – 10 years old
Intermediate class: exhibitors ages 11 – 13 years old
Senior class: exhibitors ages 14 and older
5. Proper show attire is as follows: neat, clean, long pants, long-sleeved shirt, no open-toed shoes, no hats.

Judging:

The decision of the judge is final.

Livestock Show

OVERALL ROUND ROBIN LIVESTOCK SHOWMANSHIP CONTEST

The round robin competition has been cancelled for the 2020 Virtual Pueblo County Fair.